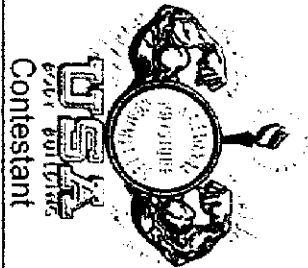


Final Placement Sheet




| Number | Grand Master's Figure Contestant | Two Piece Swimsuit Round | | | | | | | | | Fitness Round | | | | | | | | | One Piece Swimsuit Round | | | | | | | | | | | | | | | | | |
|--------|----------------------------------|--------------------------|--------------|--------------|------|--------|---|---|---|---|---------------|-------|--------|--------------|--------------|------|--------|---|---|--------------------------|---|-------|-----------|-------|--------|--------------|--------------|------|--------|---|---|---|---|-------|-------------|-------------|---|
| | | Brooks | M. Frabbiele | R. Bruyninga | Bond | Buckel | 6 | 7 | 8 | 9 | Score | Place | Brooks | M. Frabbiele | R. Bruyninga | Bond | Buckel | 6 | 7 | 8 | 9 | Score | Sub-Total | Place | Brooks | M. Frabbiele | R. Bruyninga | Bond | Buckel | 6 | 7 | 8 | 9 | Score | Final Total | Final Place | |
| 1 | Cat Avvig | 4 | 4 | 3 | 3 | 2 | | | | | 10 | | | | | | | | | | | 0 | 10 | | 4 | 4 | 3 | 3 | 3 | | | | | | 10 | 20 | 3 |
| 2 | Nadine Bye | 1 | 1 | 1 | 2 | 1 | | | | | 3 | | | | | | | | | | | 0 | 3 | | 1 | 1 | 1 | 2 | 1 | | | | | | 3 | 6 | 1 |
| 3 | Deborah Halas | 2 | 2 | 2 | 1 | 4 | | | | | 6 | | | | | | | | | | | 0 | 6 | | 2 | 2 | 2 | 1 | 2 | | | | | 6 | 12 | 2 | |
| 4 | Lorri Shaffer | 3 | 3 | 4 | 5 | 3 | | | | | 10 | | | | | | | | | | | 0 | 10 | | 3 | 3 | 5 | 5 | 4 | | | | | 12 | 22 | 4 | |
| 5 | Deborah Martin | 5 | 5 | 5 | 4 | 5 | | | | | 15 | | | | | | | | | | | 0 | 15 | | 5 | 5 | 4 | 4 | 5 | | | | | 14 | 29 | 5 | |
| | Master's Figure | | | | | | | | | | | | | | | | | | | | | | | | | | | | | | | | | | | | |
| 6 | Kristy Wilcott | 1 | 1 | 1 | 1 | 2 | | | | | 3 | | | | | | | | | | | 0 | 3 | | 1 | 1 | 1 | 1 | 1 | | | | | 3 | 6 | 1 | |
| 7 | Sandra Florido | 3 | 3 | 3 | 3 | 3 | | | | | 9 | | | | | | | | | | | 0 | 9 | | 3 | 3 | 3 | 3 | 3 | | | | | 9 | 18 | 3 | |
| 8 | Stephanie Sabin | 2 | 2 | 2 | 2 | 1 | | | | | 6 | | | | | | | | | | | 0 | 6 | | 2 | 2 | 2 | 2 | 2 | | | | | 6 | 12 | 2 | |
| | Short Figure | | | | | | | | | | | | | | | | | | | | | | | | | | | | | | | | | | | | |
| 3 | Deborah Halas | 4 | 4 | 4 | 3 | 5 | | | | | 12 | | | | | | | | | | | 0 | 12 | | 4 | 4 | 4 | 3 | 4 | | | | | 12 | 24 | 4 | |
| 4 | Lorri Shaffer | 6 | 8 | 6 | 6 | 8 | | | | | 20 | | | | | | | | | | | 0 | 20 | | 6 | 8 | 6 | 6 | 6 | | | | | 18 | 38 | 6 | |
| 6 | Kristy Wilcott | 1 | 1 | 1 | 2 | 4 | | | | | 4 | | | | | | | | | | | 0 | 4 | | 2 | 2 | 2 | 2 | 2 | | | | | 6 | 10 | 2 | |
| 7 | Sandra Florido | 10 | 9 | 8 | 9 | 10 | | | | | 28 | | | | | | | | | | | 0 | 28 | | 10 | 9 | 8 | 8 | 8 | | | | | 25 | 53 | 9 | |
| 9 | Annisa Kreis | 9 | 7 | 9 | 7 | 7 | | | | | 23 | | | | | | | | | | | 0 | 23 | | 9 | 7 | 9 | 10 | 7 | | | | | 25 | 48 | 8 | |
| 10 | Tiffany S Osten | 8 | 10 | 10 | 10 | 9 | | | | | 29 | | | | | | | | | | | 0 | 29 | | 8 | 10 | 10 | 9 | 10 | | | | | 29 | 58 | 10 | |
| 11 | Jill StClair | 7 | 6 | 7 | 8 | 6 | | | | | 20 | | | | | | | | | | | 0 | 20 | | 7 | 6 | 7 | 7 | 9 | | | | | 21 | 41 | 7 | |
| 12 | Angela Schaeer | 2 | 3 | 2 | 1 | 2 | | | | | 6 | | | | | | | | | | | 0 | 6 | | 1 | 1 | 1 | 1 | 1 | | | | | 3 | 9 | 1 | |
| 13 | Trisha Rizzo | 5 | 5 | 5 | 5 | 3 | | | | | 15 | | | | | | | | | | | 0 | 15 | | 5 | 5 | 5 | 5 | 5 | | | | | 15 | 30 | 5 | |
| 14 | Rachel Delmoite | 3 | 2 | 3 | 4 | 1 | | | | | 8 | | | | | | | | | | | 0 | 8 | | 3 | 3 | 3 | 4 | 3 | | | | | 9 | 17 | 3 | |

Signature of
First Scorer _____

Signature of
Second Scorer _____


NPC Natural Michigan July 19, 2008
Final Placement Sheet

Contestant Individual Judges Scores
No. Name 1 2 3 4 5 6 7 8 9 Score Place

| No. | Name | 1 | 2 | 3 | 4 | 5 | 6 | 7 | 8 | 9 | Score | Place |
|---------------|---|--------|-------------|--------------|------|--------|---|---|---|---|-------|-------|
| Teens | | | | | | | | | | | | |
| 23 | Mark Bottenhorn | 5 | 5 | 5 | 5 | 5 | | | | | 15 | 5 |
| 24 | Jon Copolla | 4 | 4 | 4 | 4 | 2 | | | | | 12 | 4 |
| 25 | Tim Madison | 1 | 1 | 1 | 1 | 1 | | | | | 3 | 1 |
| 26 | Denny Talon | 3 | 3 | 3 | 3 | 3 | | | | | 9 | 3 |
| 27 | Nathan Loran | 2 | 2 | 2 | 2 | 4 | | | | | 6 | 2 |
| Women Masters | | | | | | | | | | | | |
| 28 | Elizabeth Dudek | 3 | 3 | 3 | 3 | 2 | | | | | 9 | 3 |
| 29 | Kathleen Eiazier | 2 | 2 | 2 | 2 | 3 | | | | | 6 | 2 |
| 30 | Katie Fifer | 1 | 1 | 1 | 1 | 1 | | | | | 3 | 1 |
| Grand Masters | | | | | | | | | | | | |
| 31 | Terry Ulch | 3 | 3 | 3 | 3 | 3 | | | | | 9 | 3 |
| 32 | Paul Erlandson | 2 | 2 | 1 | 1 | 2 | | | | | 5 | 2 |
| 33 | Albert Stewart | 1 | 1 | 2 | 2 | 1 | | | | | 4 | 1 |
| Masters Men | | | | | | | | | | | | |
| 34 | Stuart MacDonald | 3 | 3 | 3 | 3 | 3 | | | | | 9 | 3 |
| 35 | Don Harris | 4 | 4 | 4 | 4 | 4 | | | | | 12 | 4 |
| 36 | David Williams | 1 | 1 | 1 | 1 | 1 | | | | | 3 | 1 |
| 37 | Steve Williams | 2 | 2 | 2 | 2 | 2 | | | | | 6 | 2 |
| Judges |  | Brooks | M. Frabiele | R. Bruyninga | Bond | Buckel | | | | | | |

Signature of First Scorer _____

Signature of Second Scorer _____

| Contestant No. | Contestant Name | Individual Judges Scores | | | | | | | | | Score | Place |
|----------------|---|--------------------------|--------------|--------------|------|--------|---------|---|---|---|-------|-------|
| | | 1 | 2 | 3 | 4 | 5 | 6 | 7 | 8 | 9 | | |
| | Men Middle Weight | | | | | | | | | | | |
| 25 | Tim Madison | 7 | 7 | 7 | 8 | 6 | | | | | 21 | 7 |
| 26 | Denny Talon | 5 | 5 | 5 | 4 | 5 | | | | | 15 | 5 |
| 33 | Albert Stewart | 9 | 12 | 12 | 13 | 12 | | | | | 36 | 12 |
| 37 | Steve Williams | 4 | 4 | 4 | 5 | 4 | | | | | 12 | 4 |
| 46 | Jeff Gielecki | 12 | 11 | 11 | 9 | 9 | | | | | 31 | 11 |
| 47 | Ryan Shrum | 10 | 10 | 10 | 7 | 7 | | | | | 27 | 9 |
| 48 | Eric Stevenson | 13 | 13 | 13 | 12 | 13 | | | | | 39 | 13 |
| 49 | Bryce Waiser | 3 | 3 | 3 | 3 | 3 | | | | | 9 | 3 |
| 50 | Jeff Vasquez | 1 | 1 | 1 | 1 | 1 | Overall | | | | 3 | 1 |
| 51 | Wissam Farred | 11 | 9 | 9 | 11 | 11 | | | | | 31 | 10 |
| 52 | Donald Parks | 8 | 8 | 8 | 10 | 10 | | | | | 26 | 8 |
| 53 | Donald Thomas | 6 | 6 | 6 | 6 | 8 | | | | | 18 | 6 |
| 54 | Chris Rewekant | 2 | 2 | 2 | 2 | 2 | | | | | 6 | 2 |
| | | | | | | | | | | | | |
| | Light Heavy | | | | | | | | | | | |
| 55 | Gabriel Schwartz | 5 | 5 | 5 | 5 | 5 | | | | | 15 | 4 |
| 56 | Omar Maktabi | 4 | 3 | 4 | 4 | 4 | | | | | 12 | 3 |
| 57 | Mink Gersky | 3 | 4 | 3 | 3 | 3 | Scratch | | | | 9 | |
| 58 | Quinn Alexander | 2 | 2 | 1 | 1 | 1 | | | | | 4 | 1 |
| 59 | Abraham White | 1 | 1 | 2 | 2 | 2 | | | | | 5 | 2 |
| | | | | | | | | | | | | |
| | Heavy | | | | | | | | | | | |
| 60 | Joseph Sepienza | 2 | 2 | 2 | 1 | 3 | | | | | 6 | 2 |
| 61 | Robert Blaski | 3 | 3 | 3 | 3 | 2 | | | | | 9 | 3 |
| 62 | Steven Gangler | 1 | 1 | 1 | 2 | 1 | | | | | 3 | 1 |
| |  | Brooks | M. Frabbiele | R. Bruyninga | Bond | Buckel | | | | | | |

Signature of First Scorer _____

Signature of Second Scorer _____